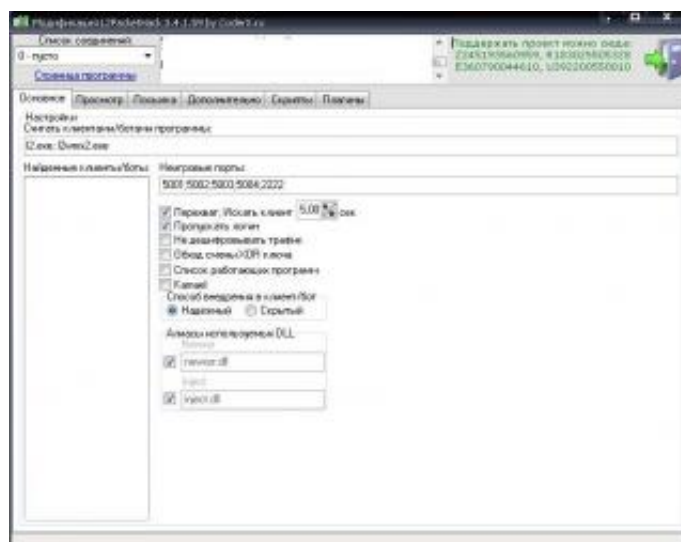



0-WEB.ru

[L2phx 3.4 1.83](#)



[L2phx 3.4 1.83](#)



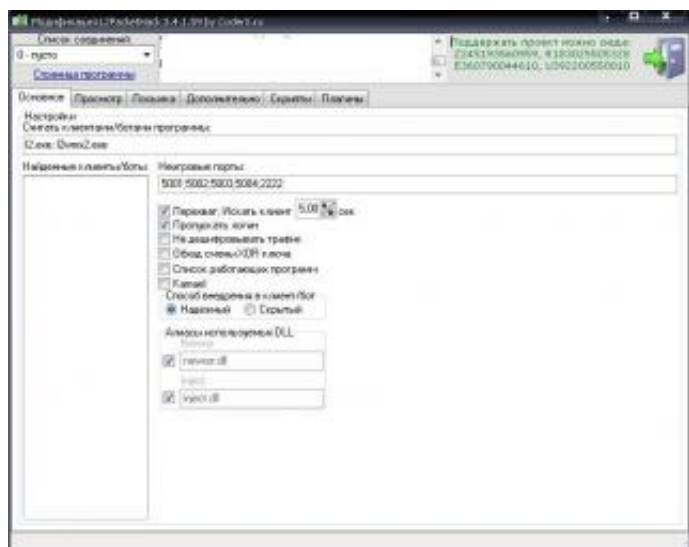
0-WEB.ru

Download latest version - use the link i give b4 to download a new version 2 Now you need to change the language: 3.. Now you will need to set it up: - Press ' CTRL+P ': (Will bring settings up) Now you will have to set your L2PHX accordingly: (Primary settings) (Intercept settings) 4.

After that just save and enter Lineage 2 5 The window will look like this in L2PHX: (DO note that the window will change from plain looking to the full interface as this is a part of the upgrade!) 6.

[Control Panel For Mac Os X](#)

Now all you need to do is exchange the numbers you got from the Hex-Dec -Hex converter and replace them in the 'Packet Send' window. [Cac Card Reader For Mac Best Buy](#)



[sims 3 kostenloser download mac vollspiel](#)

[Mace Logo Download](#)

Now you will need to modify the packet in order to get the stuff, so go into the converter and copy the 6th and 7th numbers in the packet in to the 'Hex' window and follow the instructions in the pic: 7. [Download Free English Bible For Mobile](#)

[Unarchiver Download For Mac](#)

34bbb28f04 [Shortkeys 3 Keygen](#)

34bbb28f04

[Zte Z331 Usb Driver For Mac](#)